

## 1. General description:

Silicon Carbide Schottky diode in a TO247-2L plastic package, designed for high frequency switched-mode power supplies.



## 2. Features and benefits:

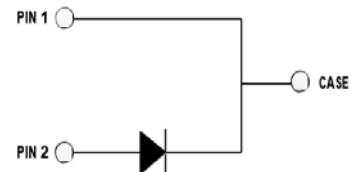
- Zero Reverse Recovery Current
- Positive temperature coefficient
- Temperature-independent performance
- High-speed switching
- Low switching loss
- Low heat dissipation requirements

## 3. Applications:

- Switching power supply
- Power factor correction
- Motor drive, traction
- Charging pile
- PC Silverbox

## 4. Typical Performance Diagrams and Package:

$V_{RRM}$	1200	V
$I_F(135^\circ\text{C})$	13	A
$Q_C$	51	nC



## 5. Ordering information:

Parts Number	Marking	Package	Vde min	IF max(A)	Pins	SPQ	Packaging
TSSiC120S010D	TSSiC120S010D	TO-247-2L	1200V	10A	2	600	Tube

## Table of Contents

---

1 Features .....	1
2 Applications .....	1
3 Description .....	1
4 Diagrams and Package .....	1
5 Ordering information .....	1
6 Table of Contents.....	2
6 Absolute Maximum Ratings .....	3
7 Thermal Characteristics.....	3
8 Electrical Characteristics .....	3
9 Typical Electrical Characteristics Curves.....	4
10 Package .....	5
11 Ordering information .....	6
12 Notes .....	6

## 6. Absolute Maximum Ratings

Parameter	Symbol	Value	Unit	Test Conditions
Reverse voltage (Repetitive peak)	$V_{RRM}$	1200	V	$T_C = 25^\circ\text{C}$
Reverse Voltage (Surge peak)	$V_{RSM}$	1200		$T_C = 25^\circ\text{C}$
Reverse voltage (DC)	$V_{DC}$	1200		$T_C = 25^\circ\text{C}$
Continuous forward current	$I_F$	29	A	$T_C = 25^\circ\text{C}$
		13		$T_C = 135^\circ\text{C}$
		10		$T_C = 152^\circ\text{C}$
Surge non-repetitive forward current	$I_{FSM}$	95	A	$T_C = 25^\circ\text{C}, t_p = 10\text{ms}, \text{half Sine Pulse}$
Total power dissipation	$P_{TOT}$	125	W	$T_C = 25^\circ\text{C}$
$i^2t$ value	$\int i^2 dt$	45	$\text{A}^2\text{s}$	$T_C = 25^\circ\text{C}, t_p = 10\text{ms}$
Operating temperature	$T_j$	-55~175	$^\circ\text{C}$	
storage temperature	$T_{stg}$	-55~175	$^\circ\text{C}$	
Mounting Torque	M	1	Nm	M3 Screw

## 7. Thermal Characteristics

Parameter	Symbol	Values			Unit	Test Condition
		Min.	Typ.	Max.		
Thermal resistance	$R_{th(j-c)}$	/	1.2	/	$^\circ\text{C}/\text{W}$	

## 8. Electrical Characteristics $T_j = 25^\circ\text{C}$

Parameter	Symbol	Values			Unit	Test Condition
		Min.	Typ.	Max.		
DC blocking voltage	$V_{DC}$	1200	/	/	V	$I_R = 100 \mu\text{A}$
Forward voltage	$V_F$	/	1.45	1.80	V	$I_F = 10\text{A}, T_j = 25^\circ\text{C}$
		/	2.10	2.70		$I_F = 10\text{A}, T_j = 175^\circ\text{C}$
Reverse current	$I_R$	/	2	30	$\mu\text{A}$	$V_R = 1200\text{V}, T_j = 25^\circ\text{C}$
		/	10	200		$V_R = 1200\text{V}, T_j = 175^\circ\text{C}$
Total capacitance	C	/	700	/	pF	$V_R = 0\text{V}, f = 1\text{MHz}$
		/	49	/		$V_R = 400\text{V}, f = 1\text{MHz}$
		/	37	/		$V_R = 800\text{V}, f = 1\text{MHz}$
Total capacitive charge	$Q_C$	/	51	/	nC	$V_R = 800\text{V}$
Capacitance Stored Energy	$E_C$	/	15	/	$\mu\text{J}$	$V_R = 800\text{V}$

## 9. Typical Electrical Characteristics Curves

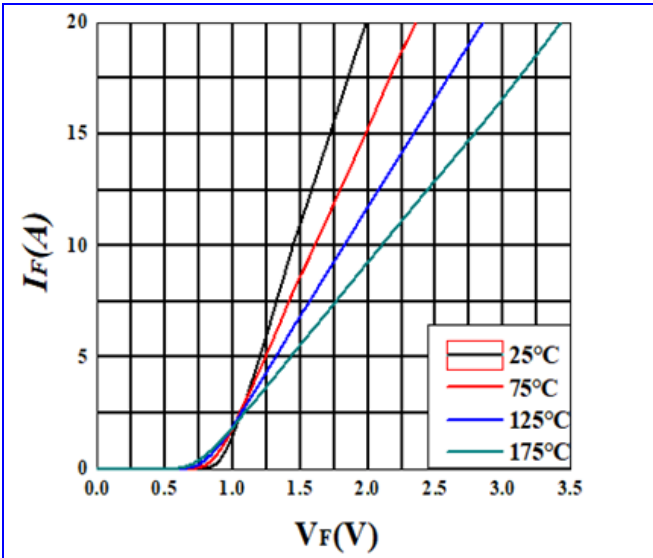


Figure 1. Forward Characteristics

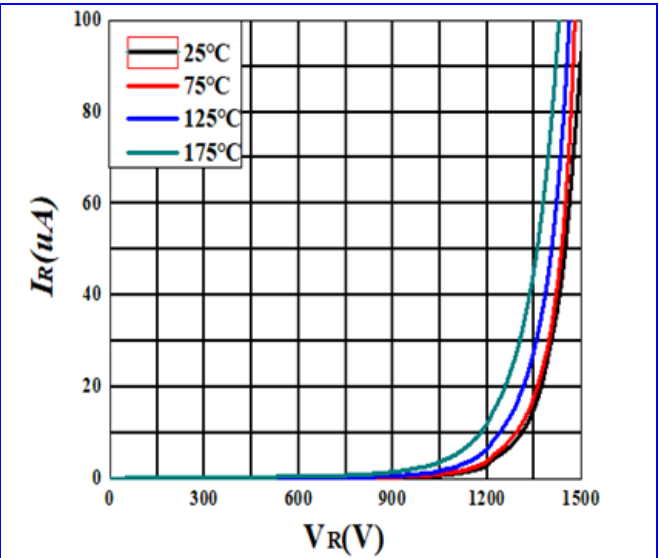


Figure 2. Reverse Characteristics

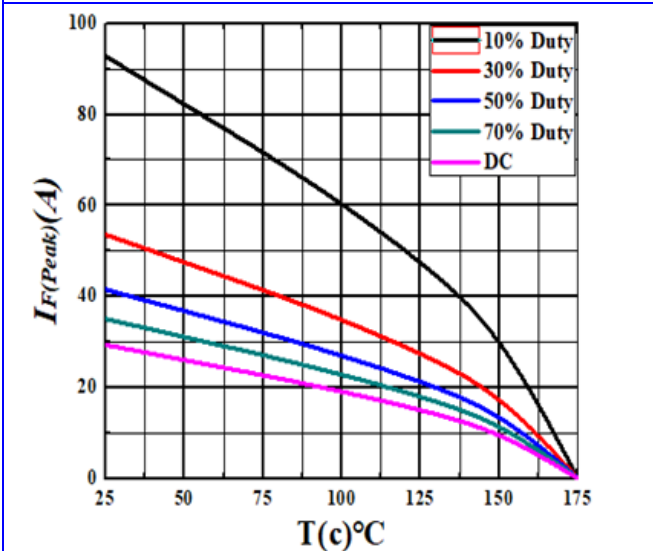


Figure 3. Current Derating

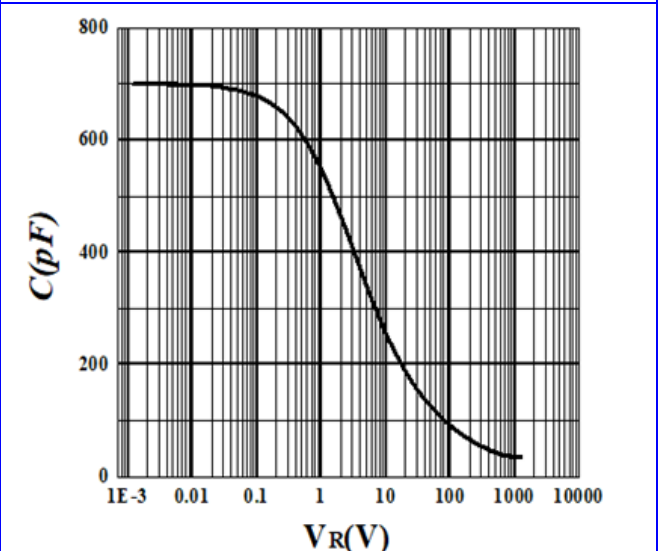


Figure 4. Capacitance vs. Reverse Voltage

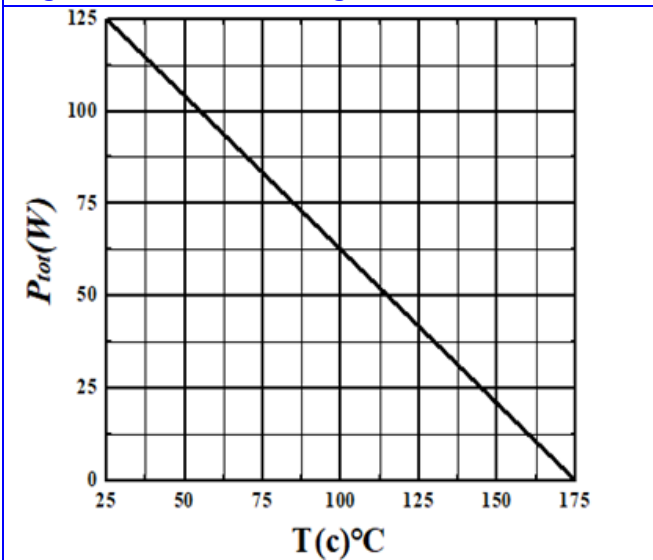


Figure 5. Power Derating

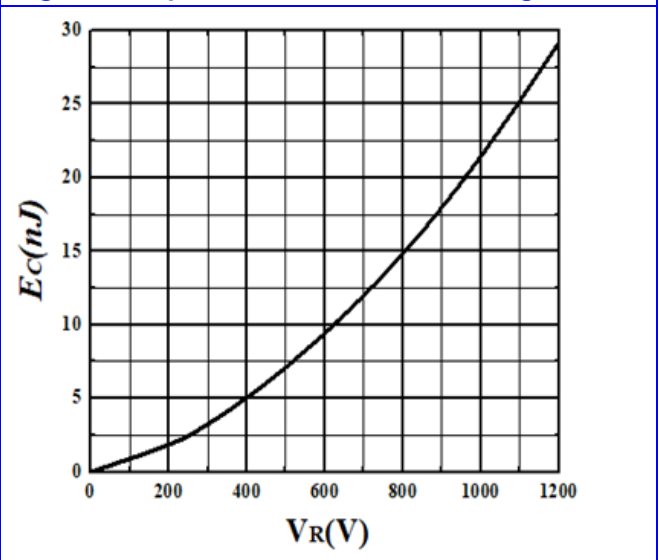


Figure 6. Capacitance Stored Energy

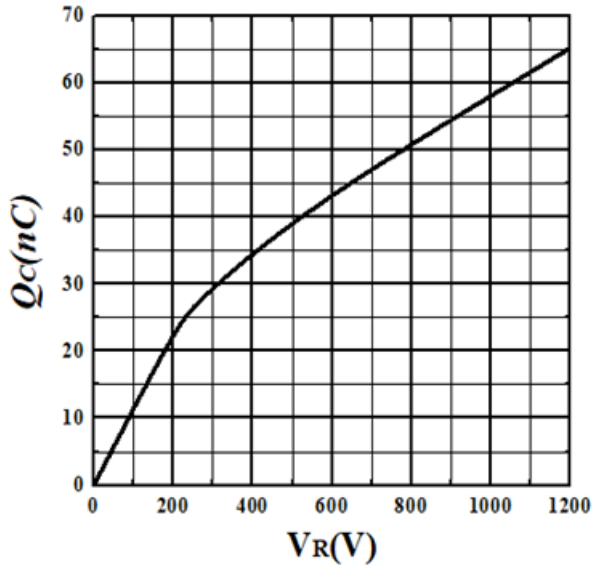
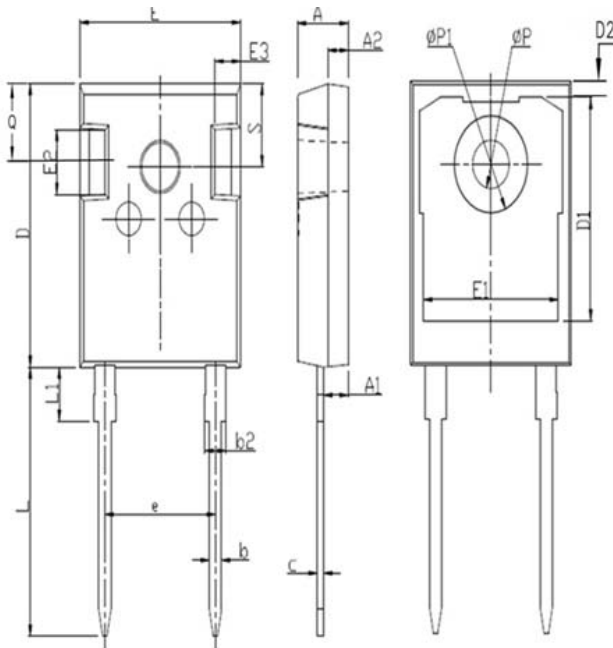


Figure 7. Total Capacitance Charge vs. Reverse Voltage

## 10. Package



SYMBOL	mm		
	MIN	NOM	MAX
A	4.8	5	5.2
A1	2.21	2.41	2.61
A2	1.85	2	2.15
b	1.11	1.21	1.36
b2	1.91	2.01	2.21
b4	2.91	3.01	3.21
c	0.51		
D	20.7	21	21.3
D1	16.25	16.55	16.85
D2	1	1.2	1.35
E	15.5	15.8	16.1
E1	13	13.3	13.6
E2	4.8	5	5.2
E3	2.3	2.5	2.7
e	10.88 BSC		
L	19.62	19.92	20.22
L1	-	-	4.3
øP	3.4	3.6	3.8
øP1	-	-	7.3
Q	5.4	5.8	6.2
S	6.20 BSC		

## 11. Ordering information

---

Part Number	TSSiC120S010D
Package	TO-247-2L
Marking	TSSiC120S010D
Unit Quantity	600 EA
Packing Type	Tube
RoHS	Yes

## 12. Notes

---

SiC Schottky diode portfolio: <http://www.thrivesemi.com/>

Copyright © 2020 Thrivesemi Microelectronic Technology Co., Ltd. All Rights Reserved.